



# Alamance Gardener

*Alamance County Cooperative Extension Horticulture Department*

## Coming Events

### Workshops and Demonstrations

Thu., Feb. 7, 10:00a DEMO

*Grapevine Pruning With Andy Zeman*

Sat., Feb 9 10:00a DEMO at BSF\*

*Grapevine Pruning at BSF\**

Thu., Feb 21, 10:00a DEMO at BSF\*

*Fruit Tree Pruning at BSF\**

Sat., Feb 23, 10:00a DEMO

*Fruit Tree Pruning at BSF\**

Thu., Mar 7, 10:00a

*Pruning Shrubs and Trees*

Thu., Mar 14, 10:00a

*Pruning Small fruit Plants*

Sat., Mar 16, 10:00a DEMO at BSF\*

*Pruning Small Fruit Plants at BSF\**

\*BSF Pruning demos will be at  
Buster Sykes Demonstration Farm,  
2430 Turner Road, Mebane, NC.  
All other classes will be held at the  
Agricultural Building (address below)  
Registration is required for all classes.

Register online here:

<https://goo.gl/JaFYs1>

### Contact us :

Alamance County Cooperative  
Extension Service  
209-C N. Graham Hopedale Rd.  
Burlington, NC 27217  
Phone: 336-570-6740

E-mail:

Mark Danieleley

[Mark.danieley@ncsu.edu](mailto:Mark.danieley@ncsu.edu)

Chris Stecker

[Christine.stecker@alamance-nc.com](mailto:Christine.stecker@alamance-nc.com)

Like us on Face-  
book, Click the  
link below:




## Bigger and Better!



A New Year is here and that brings a new series of educational programs from Alamance County Cooperative Extension. The first class to mention is the Beginning Beekeeping Course. While not an official Extension program, the importance of managed pollinators to many of the fruits and vegetables we eat makes this program valuable to us all. The class begins on January 22 and the cost is \$85. You can find more information on the class at the Alamance County Beekeepers website by following the link below.

<https://alamancebeekeepers.org/>

Chris and I have been working on the 2019 Think Green Thursday class schedule and have all of the classes lined up. We requested input on these classes from our clients and advisory committees and as a result, there will be changes to the class schedule in 2019. We will be adding some evening and Saturday morning sessions to the schedule to make the classes more convenient for the folks who are not able to attend the Thursday morning classes.





## *Think Green Morning, Evening and Sometimes on Saturday!*



The winter months are the best time to do many of our pruning chores and that is the emphasis of the first several TGT classes. Proper annual pruning is especially important for our fruit crops to help promote healthy growth and good yields. The first TGT class for 2019 is grapevine pruning. Andy Zeman of Benjamin Vineyards will teach this class on Thursday, February 7th, at 10 am at the Agricultural Building. Following that, on February 9th, is a Saturday encore class held at the Buster Sykes Demonstration Farm in Mebane. I will teach this class beginning at 10 am.



Next up is fruit tree pruning on Thursday, February 21st, at the Buster Sykes Farm. Dr. Mike Parker, NCSU Tree Fruit Specialist, will lead this demonstration. If you are interested in growing tree fruit, this is a class you will not want to miss. Dr. Parker will show us the different pruning and training techniques required for apple and peach trees. He will also talk about variety and root-stock selection as well as other important cultural considerations. If you cannot attend the Thursday class, I will share what I know about fruit tree pruning on Saturday, February 23rd, at 10 am. This class will also be held at the Buster Sykes Farm.

Thursday, March 7th, at 10 am is the woody ornamental pruning demonstration. We will start with a brief presentation in the auditorium and then move outside to do some pruning around the Arbor Gate Garden. Some plants can be pruned heavily and others only lightly. Some plants can be pruned in the winter and some should not be pruned until after they bloom in the spring. Plan to attend if you are interested in proper landscape pruning.




If you do not have room in your landscape for a grapevine or fruit trees, perhaps you have room for blueberries or blackberries. The TGT class on March 14th will focus on these small fruit plants. There will be an encore session of small fruit pruning at the Buster Sykes Farm on Saturday, March 16th.

And that's just the beginning! From February 7th until October 24th Think Green Thursday workshops and demonstrations will cover topics ranging from the nesting habits of birds to hybridizing daylilies and how to grow a prize-winning dahlia, plus the real nitty gritty of how to plant a vegetable garden, grow a fine lawn and properly plant a tree. Click here to see the full list and click on your favorites to register. <https://goo.gl/JaFYs1>. Think Green in 2019!



## NC STATE

### Extension Master Gardener



## January Garden Tips

Except for the drone of honey bees foraging on winter honeysuckle and chickweed on a mild day, January is a quiet time in the garden. A time to rest. A time to make Big Plans! So, stoke the fire, review your 2018 garden journal, grab your catalogs and get busy!

Sow seeds of cool-weather vegetables (broccoli, cabbage, cauliflower, collards, lettuce, onions and spinach) in containers for transplanting into the garden in March. Outdoors, sow edible-pod peas and English peas beginning this month. Continue to plant asparagus.

Clean used terra cotta pots before replanting by soaking them in a solution of vinegar and water. Use a brush to remove fertilizer salts and other residues. Rinse thoroughly with warm water.

Check the condition of stored bulbs and tubers of dahlias, tuberous begonias, caladiums and callas. Bulbs stored in warm, humid conditions

are prone to rot. Discard any bulbs that feel soft or rotten.

Mulch strawberry beds for winter protection. Use wheat straw or pine needles. When the first blooms appear, pull back the mulch.

Use a magnifying glass to inspect both sides of leaves of your houseplants. Look for signs of insects. Sticky residue may indicate the presence of mealy bugs or scale insects. Small, fine webs are a sign of possible spider mite infestation. Call Alamance County Extension for information on the treatment of insect problems on houseplants: 336-570-6740.

Do not fertilize houseplants and go easy on the watering during the winter months. Houseplants need some time off, too.

When the weather turns frigid, remember that fresh water is essential to all animals. Check to see that bird-

baths are ice free and filled up. Keep the water moving in water features and fountains to provide free-flowing water for wildlife

Toward the end of this month, apply a dormant horticultural oil to roses. Do this before bud-break to smother over-wintering insects and their eggs. Read the label carefully for instructions on use.

Chances are, winter annual weeds are popping up now in your January garden. Hand pulling or raking is the most effective method of removal at this time. Resist the temptation to spray with herbicides unless temperatures turn mild for a few days (Above 50 degrees). Sprays just won't work when it's too cold. Remember to read and follow all label directions. Consider leaving a patch or two of winter weeds for the bees. On mild days, they'll be out looking for a snack and the flowers of henbit, deadnettle and chickweed are high on their foraging menu.



## Arbor Gate Plants of the Month

Needlepoint holly



Sabal Palm "Birmingham"

*Miscanthus sinensis*

Rosemary "Salem"

Golden Hinoki Falsecypress



*Ilex verticillata* 'Red Sprite'



*Lonicera fragrantissima*

## Winter Interest

You may have put aside your garden tools in favor of the seed catalogs this month, but there is still plenty of action in the garden. Take a look at the amazing textures that have appeared since the leaves have fallen. Note the standout colors winter's chill has applied to many evergreens. Look closely for flowers that provide food for pollinators that venture out on a mild winter day. Watch for birds to dine on the berries that light up the landscape and the seeds you left on the plants for them.

We strive to make Arbor Gate a Teaching Garden for all seasons. Stop by on a January day and see how we're doing. Maybe you'll get some ideas for your own garden. Happy New Year!



*Aspidistra eliator* 'Asahi'



*Helleborus*